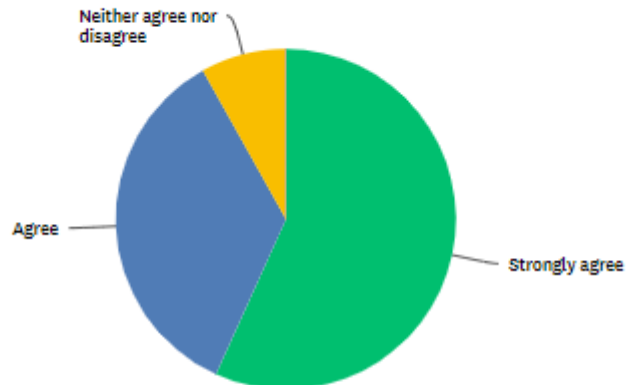


My child feels safe at this school.

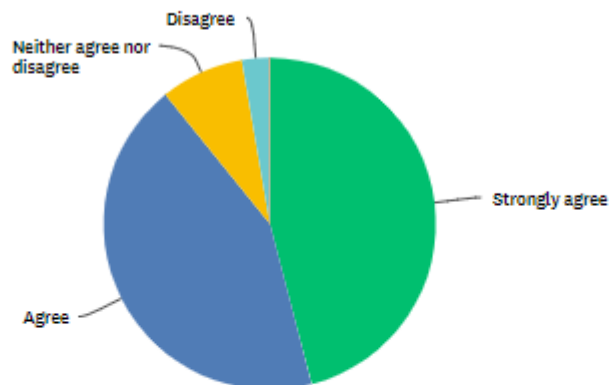
Answered: 37 Skipped: 0



ANSWER CHOICES	RESPONSES
Strongly agree	56.76% 21
Agree	35.14% 13
Neither agree nor disagree	8.11% 3
Disagree	0.00% 0
Strongly disagree	0.00% 0
TOTAL	37

My child is making good progress at this school.

Answered: 37 Skipped: 0

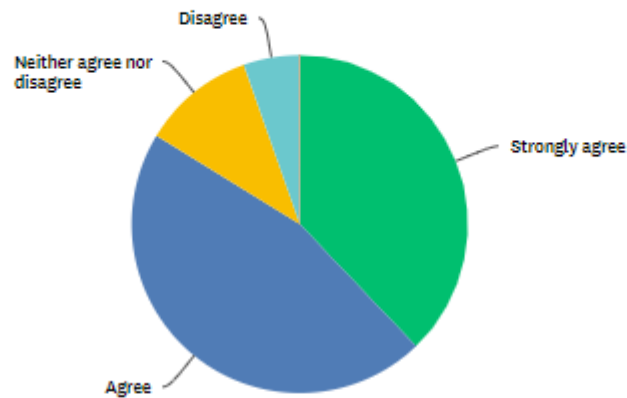


ANSWER CHOICES	RESPONSES
Strongly agree	45.95% 17
Agree	43.24% 18
Neither agree nor disagree	8.11% 3
Disagree	2.70% 1
Strongly disagree	0.00% 0
TOTAL	37

Parent Voice Questionnaire.
 March 2019. Spring 2.

This school meets my child's particular needs.

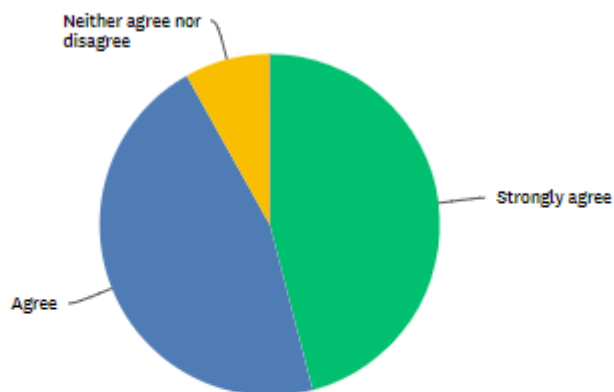
Answered: 37 Skipped: 0



ANSWER CHOICES	RESPONSES
Strongly agree	37.84% 14
Agree	45.95% 17
Neither agree nor disagree	10.81% 4
Disagree	5.41% 2
Strongly disagree	0.00% 0
TOTAL	37

My child is taught well at this school.

Answered: 37 Skipped: 0

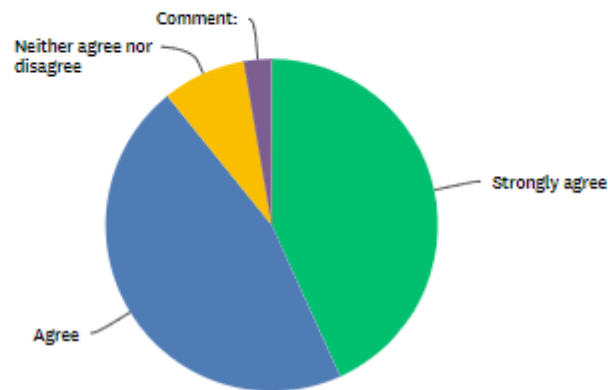


ANSWER CHOICES	RESPONSES
Strongly agree	45.95% 17
Agree	45.95% 17
Neither agree nor disagree	8.11% 3
Disagree	0.00% 0
Strongly disagree	0.00% 0
TOTAL	37

Parent Voice Questionnaire.
March 2019. Spring 2.

This school helps my child to develop skills in communication, reading, writing and mathematics.

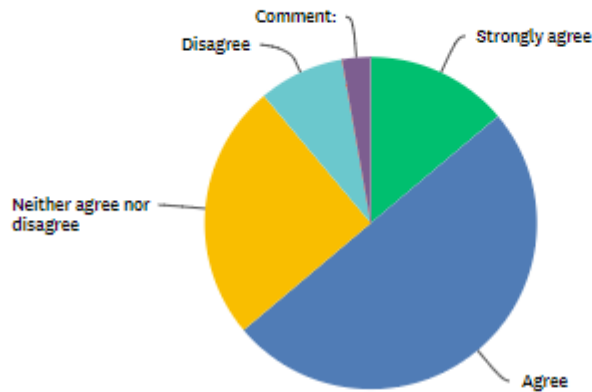
Answered: 37 Skipped: 0



ANSWER CHOICES	RESPONSES
Strongly agree	43.24% 16
Agree	45.95% 17
Neither agree nor disagree	8.11% 3
Disagree	0.00% 0
Strongly disagree	0.00% 0
Comment:	Responses 2.70% 1
TOTAL	37

There is a good standard of behaviour at this school.

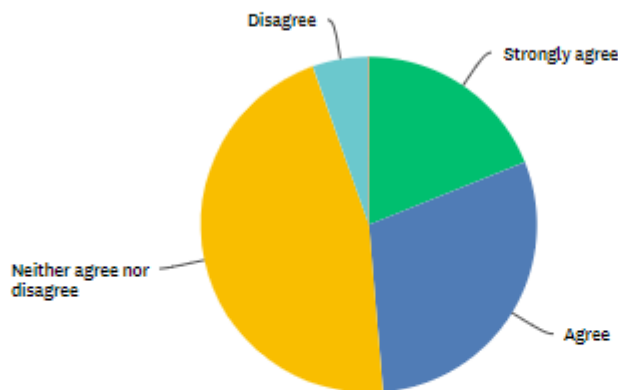
Answered: 36 Skipped: 1



ANSWER CHOICES	RESPONSES
Strongly agree	13.89% 6
Agree	50.00% 18
Neither agree nor disagree	25.00% 9
Disagree	8.33% 3
Strongly disagree	0.00% 0
Comment:	2.78% 1
TOTAL	36

This school deals with any cases of bullying effectively. (Bullying includes persistent name-calling, cyber, racist and homophobic bullying).

Answered: 37 Skipped: 0

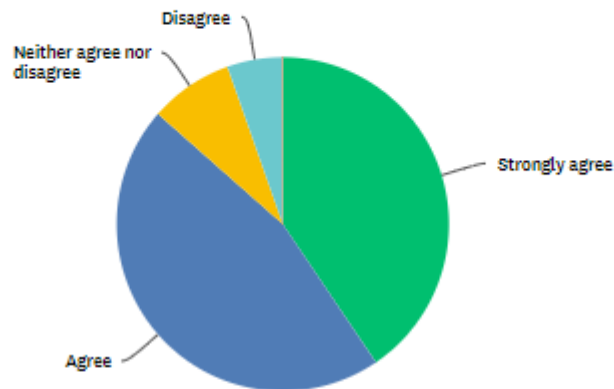


ANSWER CHOICES	RESPONSES
Strongly agree	18.92% 7
Agree	29.73% 11
Neither agree nor disagree	45.95% 17
Disagree	5.41% 2
Strongly disagree	0.00% 0
TOTAL	37

Parent Voice Questionnaire.
March 2019. Spring 2.

This school helps me to support my child's learning.

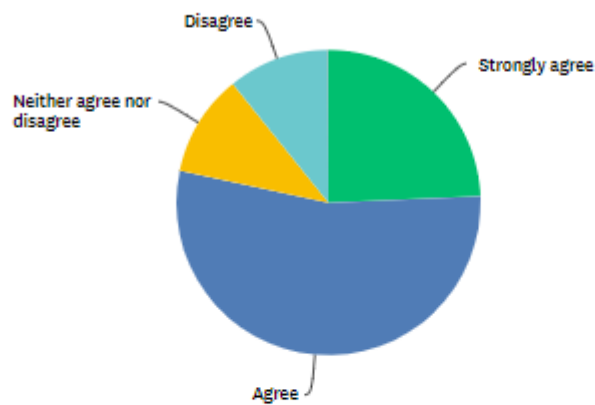
Answered: 37 Skipped: 0



ANSWER CHOICES	RESPONSES	
Strongly agree	40.54%	16
Agree	45.95%	17
Neither agree nor disagree	8.11%	3
Disagree	5.41%	2
Strongly disagree	0.00%	0
TOTAL		37

This school responds well to my concerns.

Answered: 37 Skipped: 0

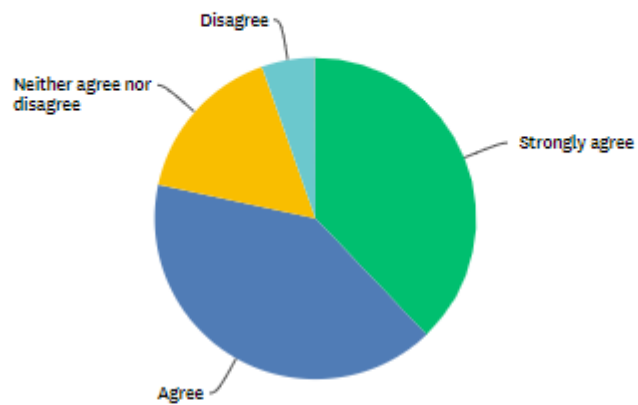


ANSWER CHOICES	RESPONSES	
Strongly agree	24.32%	9
Agree	54.05%	20
Neither agree nor disagree	10.81%	4
Disagree	10.81%	4
Strongly disagree	0.00%	0
TOTAL		37

Parent Voice Questionnaire.
March 2019. Spring 2.

This school keeps me well informed.

Answered: 37 Skipped: 0



ANSWER CHOICES	RESPONSES	
Strongly agree	37.84%	14
Agree	40.54%	15
Neither agree nor disagree	16.22%	6
Disagree	5.41%	2
Strongly disagree	0.00%	0
TOTAL		37